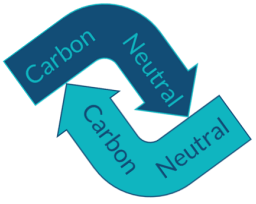


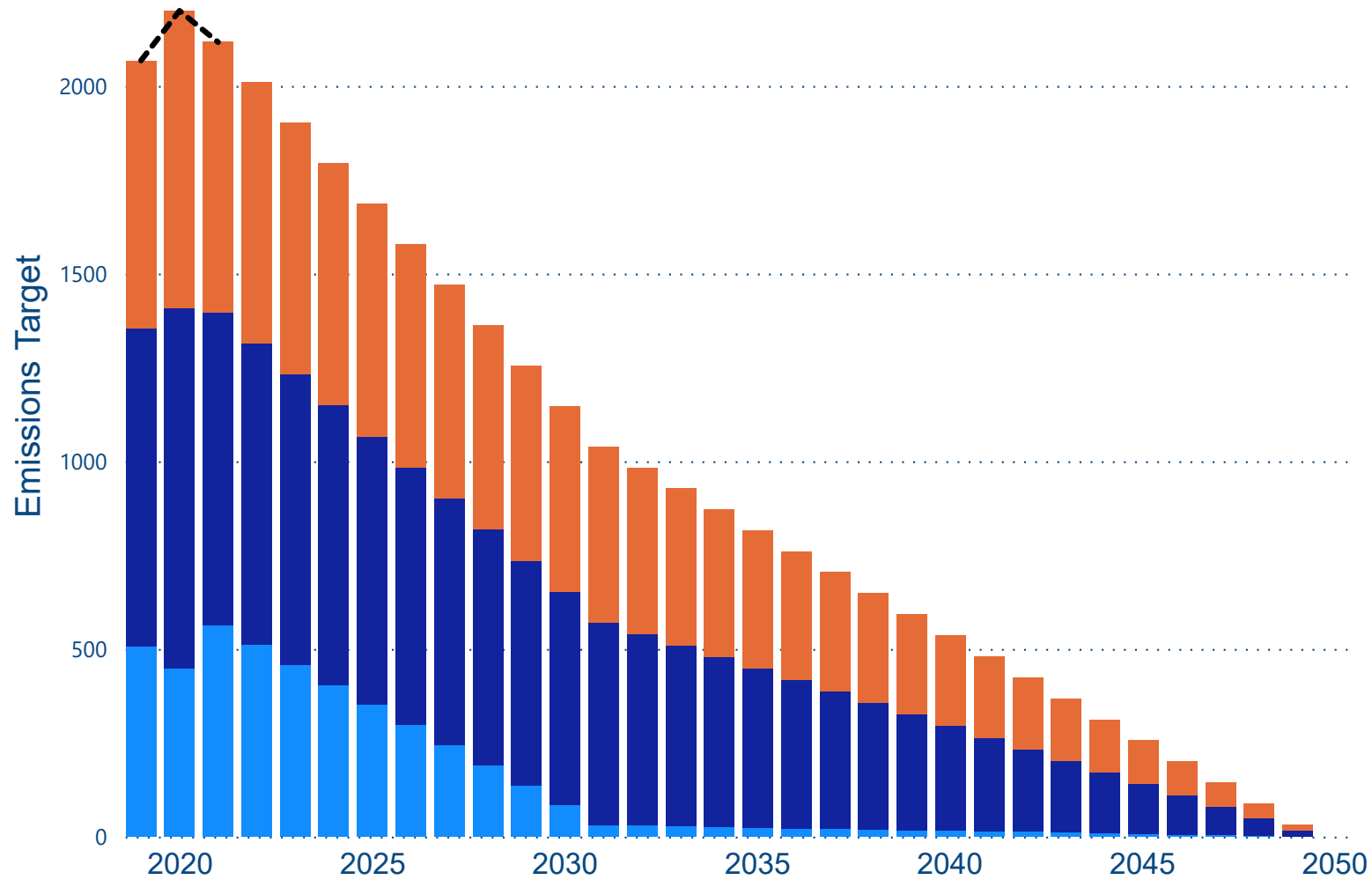


Business Carbon Neutral Targets



Emissions Target and Actual Total by Year and Scope

Scope ● Scope 1 ● Scope 2 ● Scope 3 ● Actual Total



Select Region

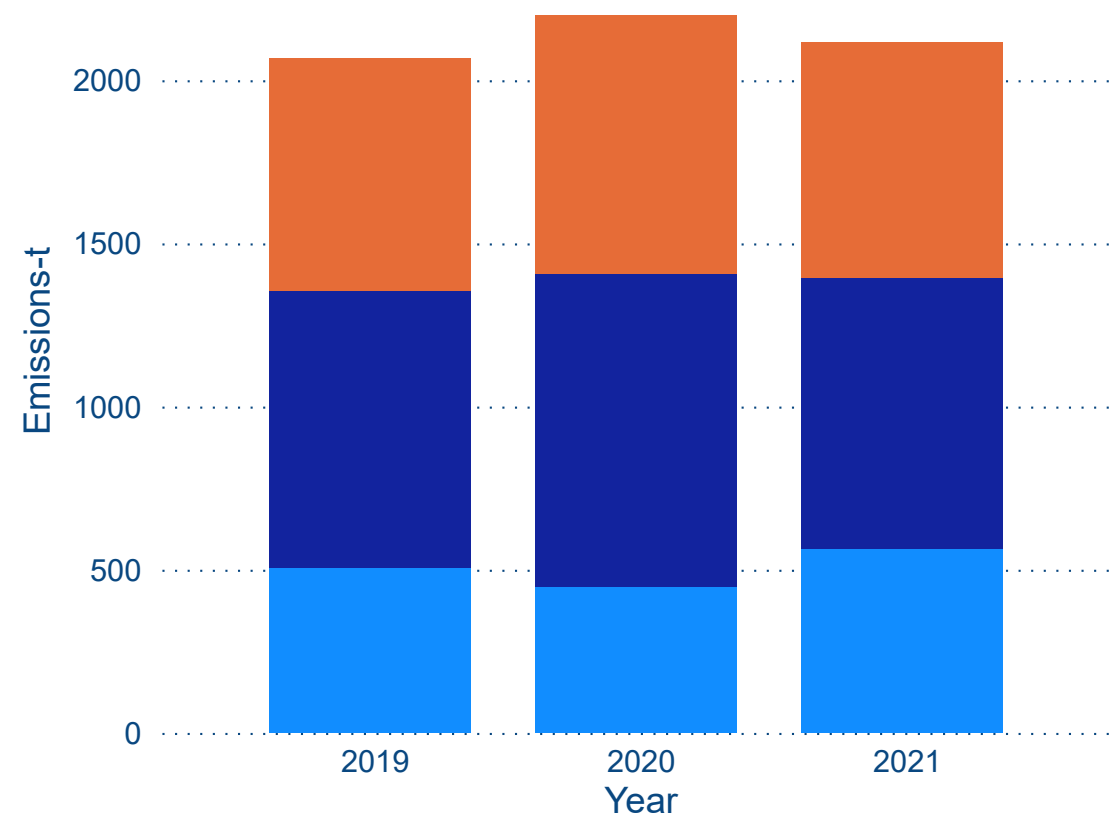
All

Level 1 Manager

All

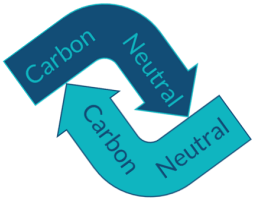
Emissions-t by Year and Scope

● Scope 1 ● Scope 2 ● Scope 3



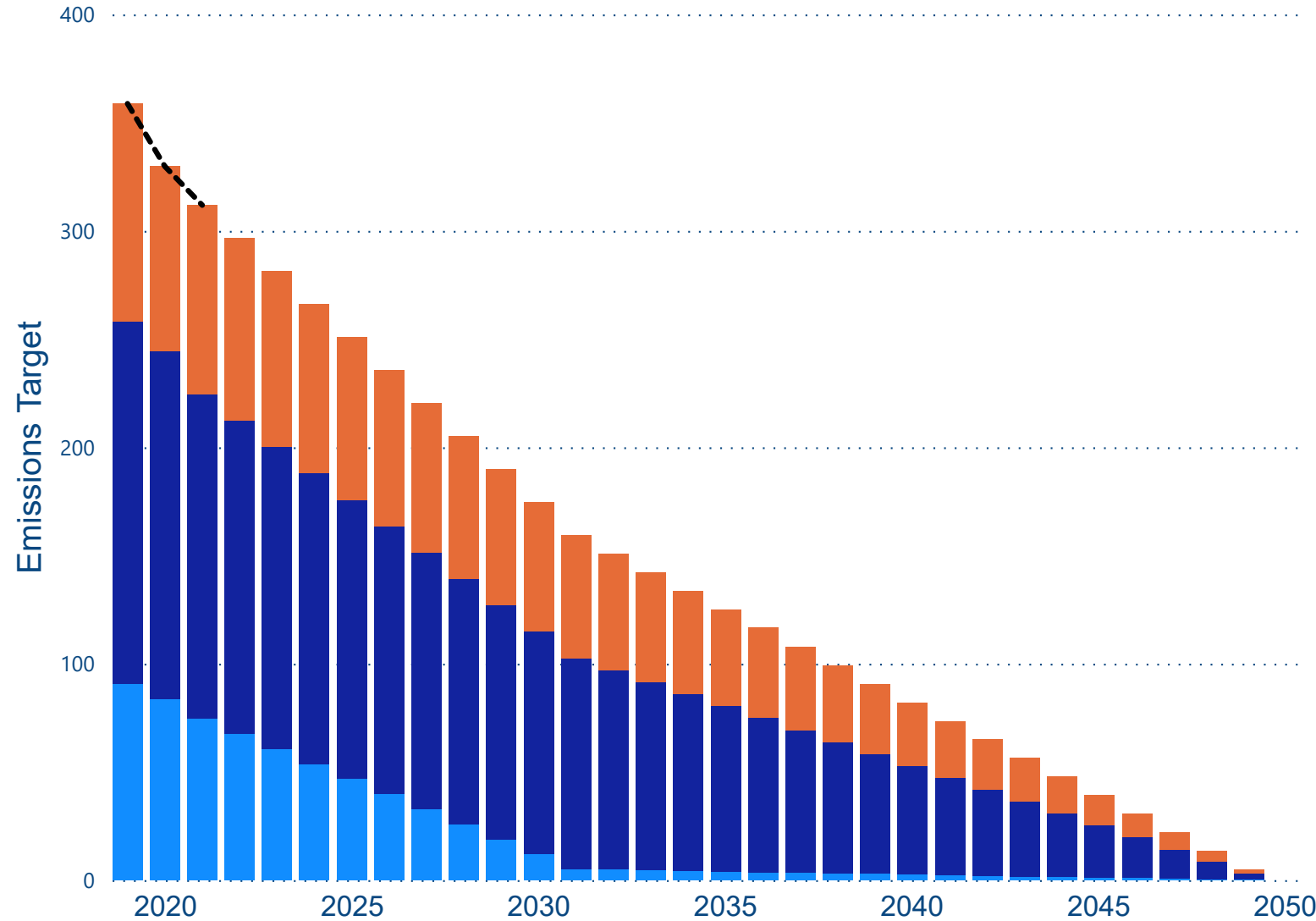


Managers Carbon Neutral Targets



Emissions Target and Actual Total by Year and Scope

Scope ● Scope 1 ● Scope 2 ● Scope 3 ● Actual Total



Level 3 Manager

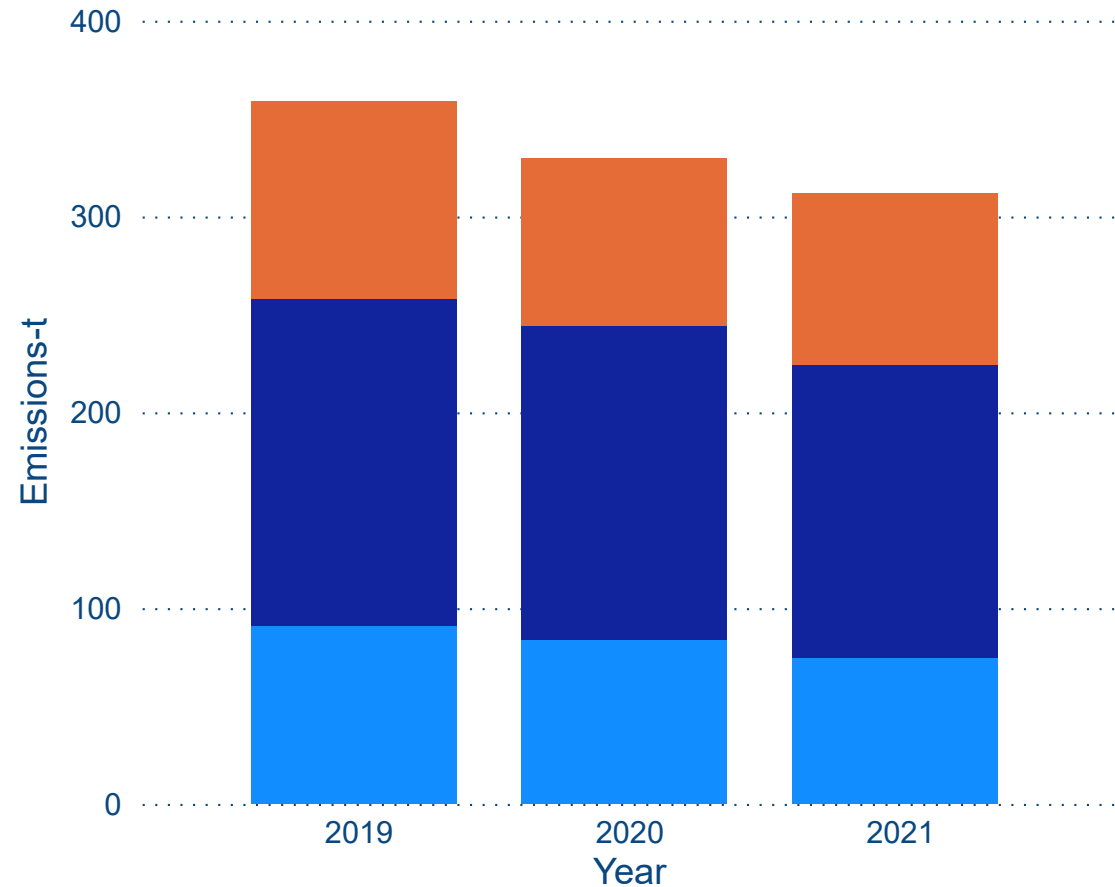
Sarah

GHG Level 2 Item

All

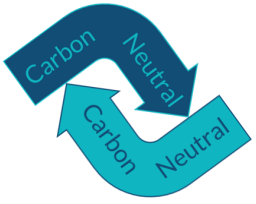
Emissions-t by Year and Scope

● Scope 1 ● Scope 2 ● Scope 3



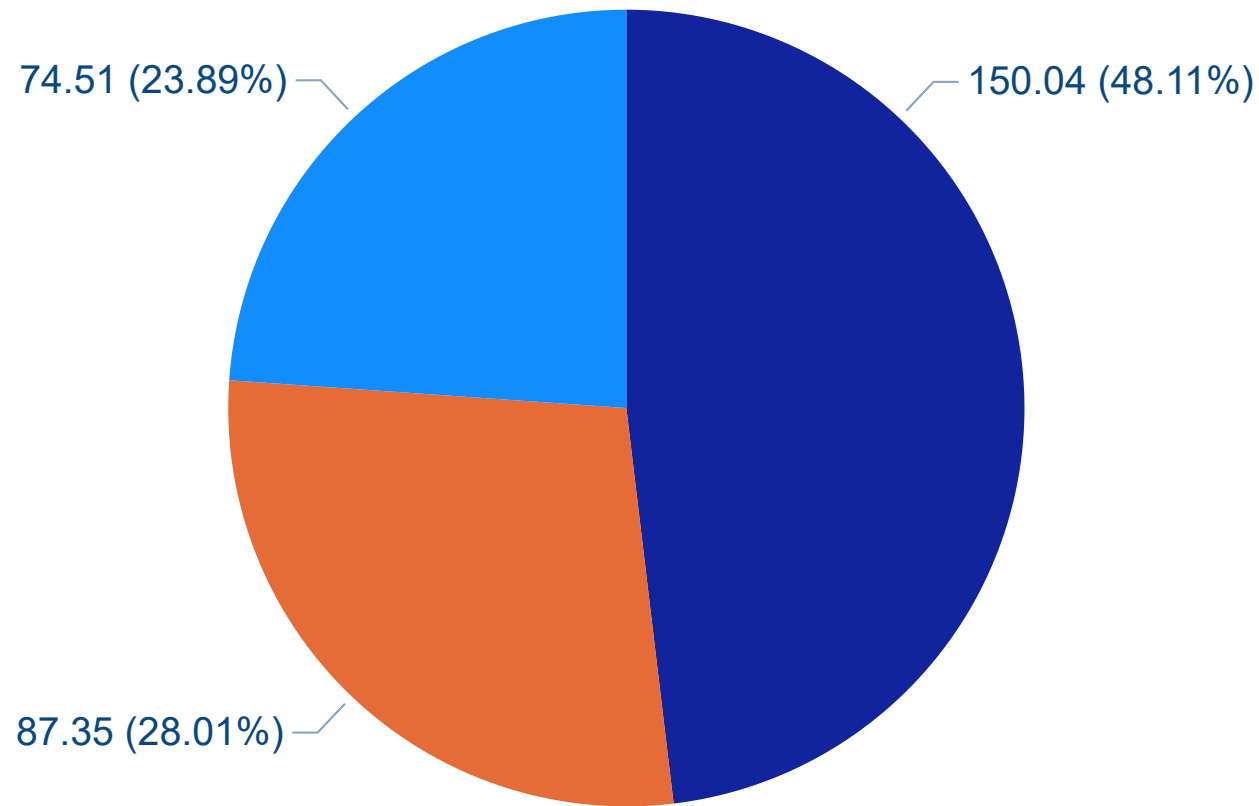


Managers Yearly Data Summary



Emissions-t by Scope

- Scope**
- Scope 2
 - Scope 3
 - Scope 1



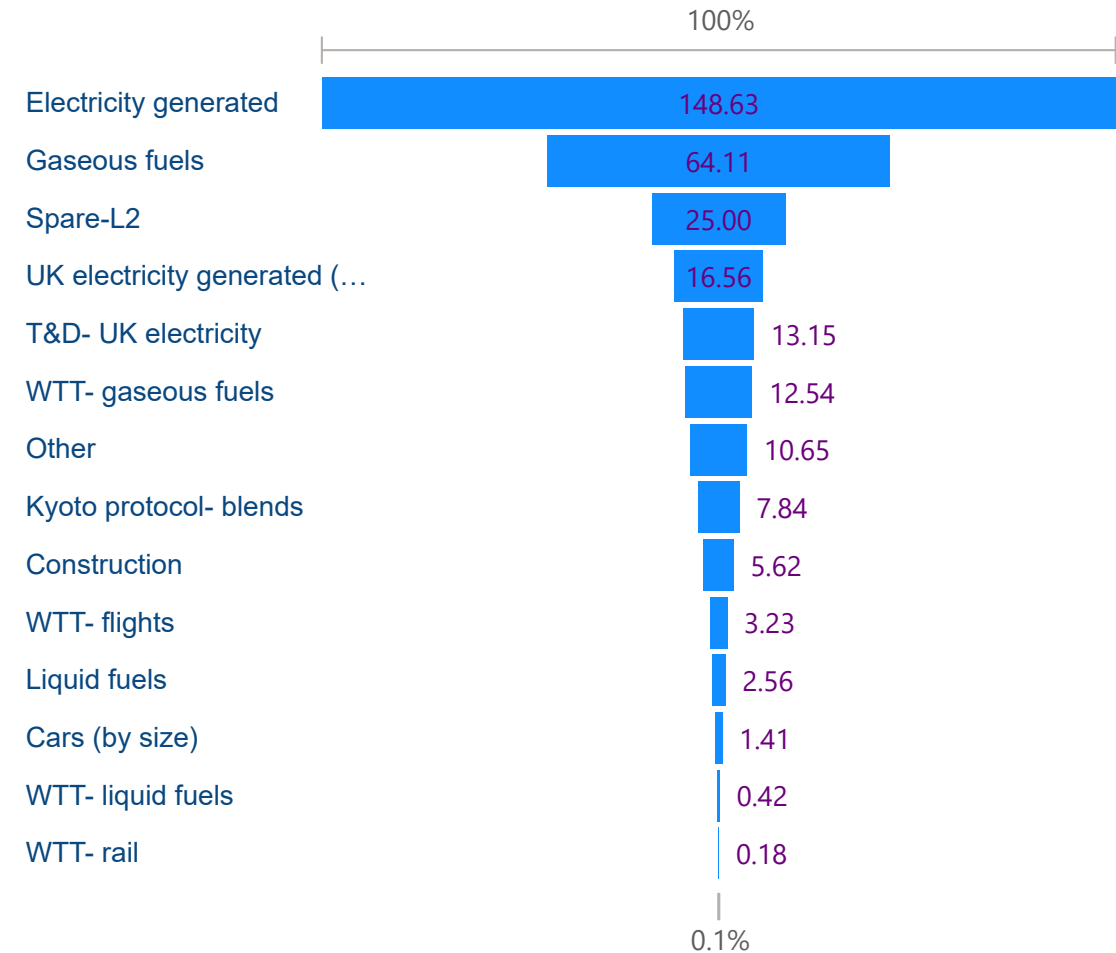
Level 3 Manager

Sarah

Data Year

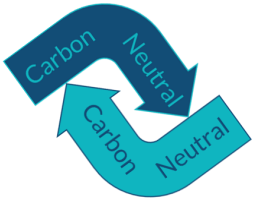
2021

Emissions-t by Level-2



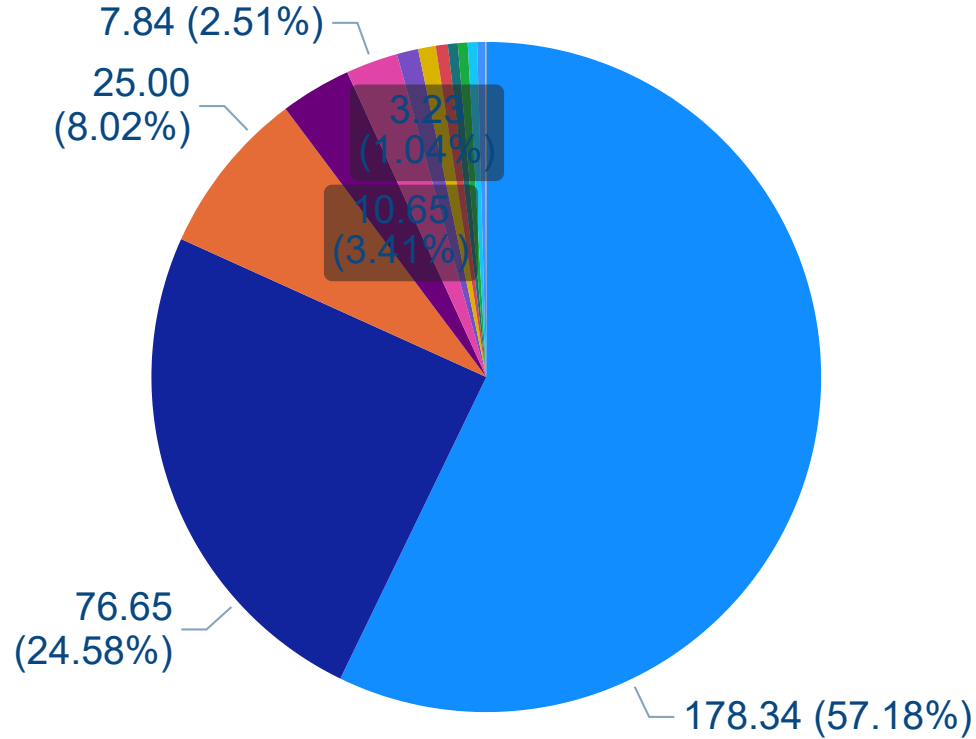


Managers GHG Level Analysis



Emissions-t by Level-3

- Level-3**
- Electricity: UK
 - Natural gas
 - Spare-L3
 - Books
 - R404A
 - Domestic, to/from UK
 - Asbestos
 - Petrol (average biofuel bl...)
 - Aggregates
 - Average construction
 - Average car
 - Diesel (average biofuel bl...)
 - National rail



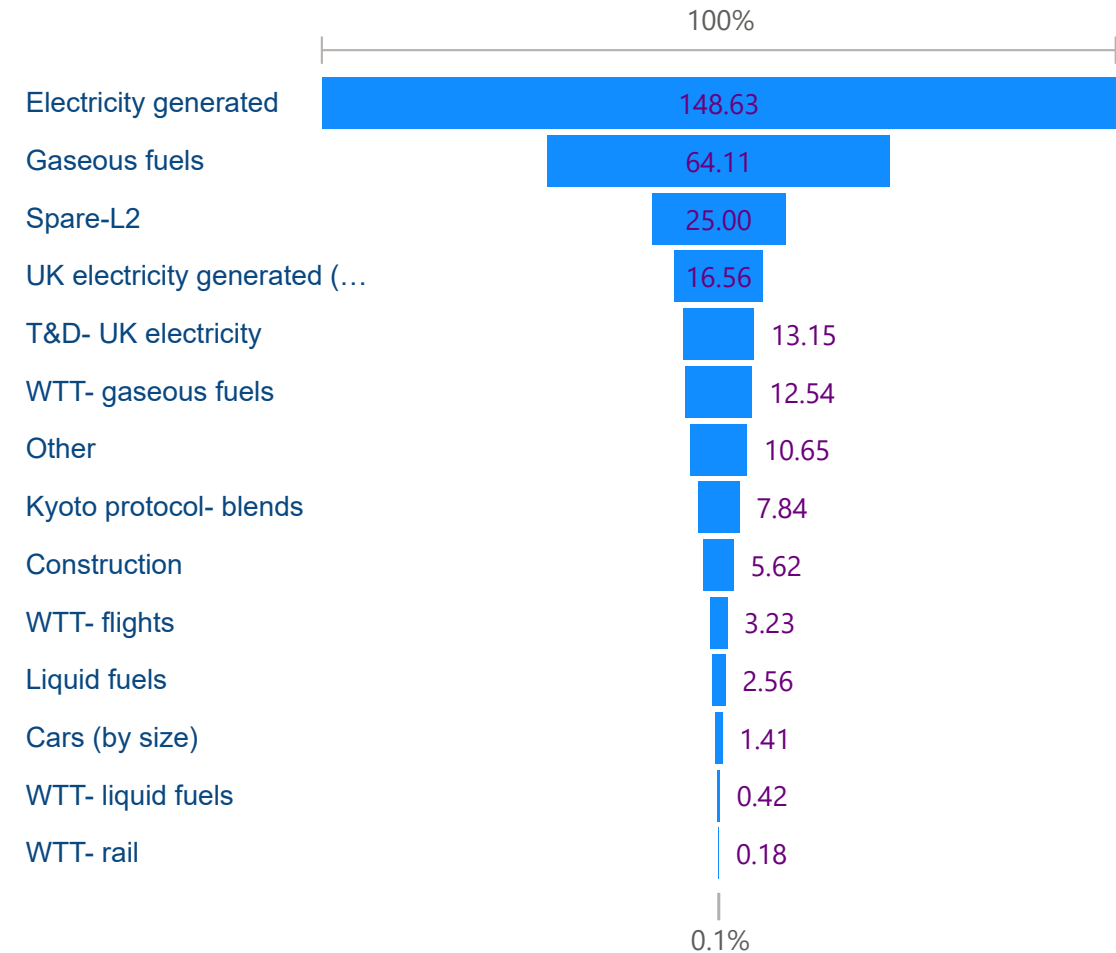
Level 3 Manager

Sarah

Data Year

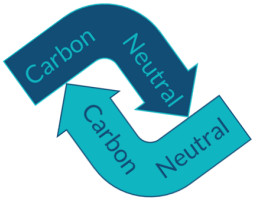
2021

Emissions-t by Level-2





Managers Full Data Table



Level 3 Manager ▼
 ▼

Scope	Level-1	Level-2	Level-3	Units	Measure	GHG-Factor	Emissions-t	Emissions Target
Scope 1	Fuels	Gaseous fuels	Natural gas		kWh	0.18		288.50
Scope 1	Fuels	Gaseous fuels	Natural gas	350000	kWh	0.18	64.11	64.11
Scope 1	Fuels	Gaseous fuels	Natural gas	400000	kWh	0.18	73.26	73.26
Scope 1	Fuels	Gaseous fuels	Natural gas	440000	kWh	0.18	80.59	80.59
Scope 1	Fuels	Liquid fuels	Diesel (average biofuel blend)		kWh	0.24		5.31
Scope 1	Fuels	Liquid fuels	Diesel (average biofuel blend)	5000	kWh	0.24	3.54	3.54
Scope 1	Fuels	Liquid fuels	Petrol (average biofuel blend)		kWh	0.23		6.21
Scope 1	Fuels	Liquid fuels	Petrol (average biofuel blend)	6000	kWh	0.23	4.14	4.14
Scope 1	Refrigerant & other	Kyoto protocol- blends	R404A		kg	3,922.00		108.11
Scope 1	Refrigerant & other	Kyoto protocol- blends	R404A	2	kg	3,922.00	23.52	23.52
Scope 2	UK electricity	Electricity generated	Electricity: UK		kWh	0.21		2049.61
Scope 2	UK electricity	Electricity generated	Electricity: UK	700000	kWh	0.21	148.63	148.63
Scope 2	UK electricity	Electricity generated	Electricity: UK	750000	kWh	0.21	159.25	159.25
Scope 2	UK electricity	Electricity generated	Electricity: UK	780000	kWh	0.21	165.62	165.62
Scope 2	UK electricity for Evs	Cars (by size)	Average car		km	0.05		19.44
Scope 2	UK electricity for Evs	Cars (by size)	Average car	28000	km	0.05	4.23	4.23
Scope 3	Managed assets- electricity	UK electricity generated (managed assets)	Electricity: UK		kWh	0.21		228.36
Scope 3	Managed assets- electricity	UK electricity generated (managed assets)	Electricity: UK	50000	kWh	0.21	10.62	10.62
Scope 3	Managed assets- electricity	UK electricity generated (managed assets)	Electricity: UK	75000	kWh	0.21	15.92	15.92
Scope 3	Managed assets- electricity	UK electricity generated (managed assets)	Electricity: UK	78000	kWh	0.21	16.56	16.56
Scope 3	Spare-L1 Suppliers	Spare-L2	Spare-L3			1.00		24.13
Total							1000.49	4682.23